

WOODFIELD

## JET FUEL REFUELLING SOLUTION



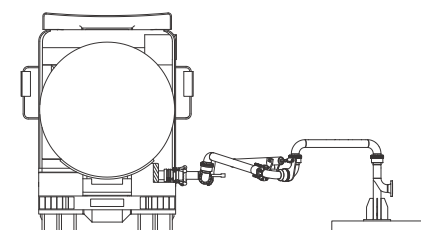
# JET FUEL REFUELLING SOLUTION



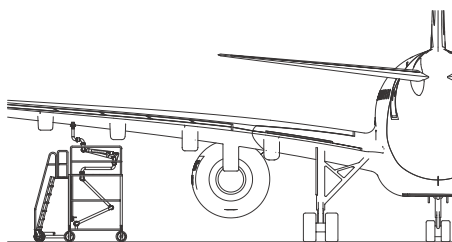
Jet Fuel Refueling Arms are suitable for use with all types of wide body aircraft and tactical aircraft, helicopter, tank truck and dispenser truck refueling. They are not only ideal for applications at big airports (military & civilian) and related tank depots with high refueling frequency and low downtimes.

## DESIGN FEATURES

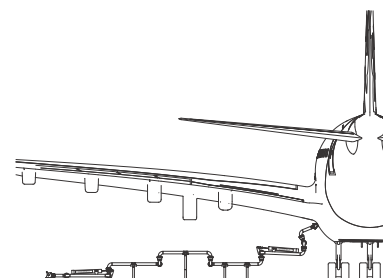
- Materials: stainless steel (standard), aluminum, carbon steel and specialty alloys on request
- State of the art swivel joint technologies & designs to suit each application
- Accessories like dry break coupler for improved handling and to safe guard environment and operators



TANKER LOADING / UNLOADING ARM



HIGH REACH LOADING PANTOGRAPH



LONG REACH LOADING PANTOGRAPH

## SOLUTIONS

### Wide Body Pantograph

- Multiple arm design
- Long reach up to 30m
- Easy one man operation
- Fully balanced connection end
- Rigid tube design with smooth operating swivel joints

### High Reach Pantograph

- Multiple arm design
- Underwing refueling height up to 5.70 m
- Combination with wide body Pantograph possible

### Bottom Loading/ Unloading Arm

- Triple arm design (boom, primary, outboard) or A-frame arm design
- To load and unload tank trucks and dispenser trucks
- Flexible reach
- Fully balanced for easy one man operation
- Special Design  
Any modification of pantographs and bottom loading arms to suit your application, even for small airports

## COMPLEMENTARY PRODUCTS

- Metering and Pump Skid Packages
- Control and measure your refueling activities
- Floating Suction Unit
- Draw of clean product from your storage tanks